



# UFVISITOR WIRELESS INSTRUCTIONS FOR APPLE COMPUTERS (MAC'S)



**STEP 1:** On the top right hand corner of your screen, right click on the wireless icon , and click

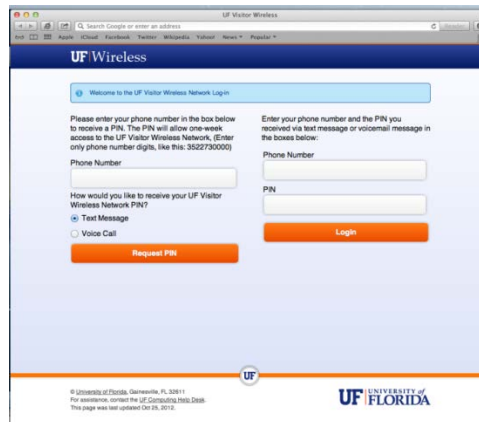
'Turn Wi-Fi On'.



**STEP 2:** Click the  icon again (Located top right of screen) and select 'ufvisitor'



**STEP 3:** Open Safari (or preferred browser) and the following portal screen will appear. Next, Type in your Phone Number on the left and select either ● Text Message or ● Voice Call and click Request PIN.



**STEP 4:** When you receive your 4 digit PIN, enter your phone number and PIN on the right hand side. Click Login and your Home page will load. **This connection will be active for one week.**

