


# The Macrofungi Collections Consortium



Barbara M. Thiers



THE NEW YORK BOTANICAL GARDEN


# The Macrofungi Collections Consortium

- Consists of 35 institutions in 24 states:
  - Thirty one large and small universities
  - Two botanical gardens
  - Two natural history museums
  - Includes data from one Federal agency



# What are macrofungi?

- Fungi with a macroscopic sporocarps (i.e. conspicuous spore-bearing structures)
- Polyphyletic assemblage
- Examples include mushrooms, boletes, morels, truffles, puffballs, club fungi, stinkhorns, and bracket fungi



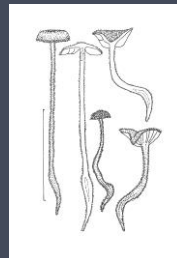



# Digitize specimen data, field notes and photographs

## Work Completed:

1,535,000 records now available  
through MycoPortal

- 335,000 specimens newly digitized
- 1.2 million existing records aggregated in the MycoPortal
- 22,000 Images of fungi digitized (living or dried)



# What's New: Enlist volunteers to improve data quality and completeness

## Data input

**University of Michigan Herbarium (MICH)**  
Home >> Collection Management >> Editor

6 of 14405

Occurrence Data | Determination History | Images | Admin

### Collector Info

Catalog Number: 135325 | Other Numbers: | Collector: K. A. Harrison | Number: 6673 | Date: 1967-07-21 | Duples? | Auto search

Associated Collectors:

### Latest Identification

Scientific Name: *Stereum murrayi* | Author: (Berk. & M.A. Curtis) Burt  
ID Qualifier: | Family: Stereaceae  
Identified By: | Date Identified:

### Locality

Country: | State/Province: | County: | Municipality: |  
Locality:   
☐ Locality Security

Latitude: | Longitude: | Uncertainty: | Datum: | Elevation in Meters: | Verbatim Elevation: | Tools

### Misc

Habitat: | Substrate: | Associated Taxa: | Description: | Notes: |  
Life Stage: | Sex: | Individual Count: | Sampling Protocol: | Preparations: |  
Phenology: | Establishment Means: ☐ Cultivated

### Curation

Type Status: | Disposition: | Occurrence ID: | Field Number: |  
Owner Code: | Basis of Record: Preserved Specimen | Language: | Label Project: | Dupe Count: |  
Processing Status: Stage 1

### Label Processing

HERBARIUM OF THE UNIVERSITY OF MICHIGAN  
*STEREUM MURRAII* (B. & C.) Burt.  
On very rotten log.  
Itaska State Park, Itaska Co., Minn.  
21 Jul 1967.  
COLLECTED BY K. A. Harrison 6673  
DETERMINED BY A. H. Smith

OCR Image | Options  
☐ OCR whole image  
☐ OCR w/ analysis

Image 1 of 1

# Notes from Nature

 A Zooniverse project [SIGN UP](#) | [SIGN IN](#)

Notes from **Nature**

[COLLECTIONS](#)

[ABOUT](#)

[DISCUSS](#)

[BLOG](#)

## 4 collections available

Browse through them and select your favorite.



40%

### Herbarium

SERNEC



21%

Calbug digitizes collections of pinned insect specimens drawn from eight of California's major institutions, showcasing the stunning diversity of insect life in our world.

[Check out this collection](#)

### Calbug


Essig Museum Collections



14%

### Ornithological

Natural History Museum



1%

### Macrofungi



# What's New: Teacher Training



# What's Ahead

- Complete digitization work at 18 institutions
- Understand better and expand the crowdsourcing effort
- Collaborative Georeferencing
- More Outreach
- Sustainability Plan
  - Expand initiative to other regions of the world
  - Forge a stronger link with GenBank
  - Formalize relationship with the Mycological Society of America